

《New Patented Technology》 **Rip-Lock CableWrap** is now available

Attach in three seconds, and  
semi-permanently attached on the cable

Rip-Tie, Inc. (USA Headquarter: San Leandro, CA, Japan Office: Koto-ku, Tokyo)

We have released “Rip-Lock CableWrap”, one end of the Rip-Tie CableWrap semi-permanently attaches to the cable with easy installment.

【URL】 <https://riptide.co.jp/category/item/product-heavy/rip-lock-cable-wrap/>

### 【Product Features】

1. Installation is easy, just insert label end of CableWrap through slot. It takes only three seconds.
2. Easily move the CableWrap from one cable to another with the Rip-Lock Key. (The Rip-Lock Key is included)
3. Durable and tested for 10,000+ release cycles.

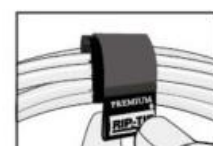
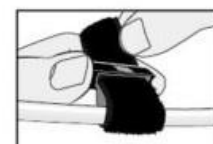


### 【How invented】

Our original and popular product, CableWrap, the attachment using nylon ties require more than 30 seconds for the installation, such as adjusting the position and cutting the nylon ties. The Rip-Lock cable wrap was developed to significantly reduce the installation effort and improve work efficiency.

### 【How to use】

- ① Insert label end of CableWrap around cable and through slot in a Rip-Lock
- ② Slide the Rip-Lock tightly against cable. It's now locked permanently in place.
- ③ Secure the CableWrap tightly around the cable bundle.



## 【Where and when can be used】

Durable and significantly reduced installation effort, Rip-Lock CableWrap requires quick and proper management of many cables for equipment rental, sound, lighting, stage setup, and TV stations, etc...

In addition, the pull tab can be customized by printing the company name and logo.

## 【Product Specifications】

Price: 450JPY~

Size: [Width] 25.4mm

[Length] 88.9mm-546.1mm

Color: 14 colors

Black, Blue, Green, Orange, Violet, White, Yellow, Neon Green, Neon Orange, Neon Pink, Neon Yellow

Material: Nylon


Made in U.S.A.

Sheer Strength (Overlap 2 inches)

12kg (horizontal sheer)

10,000+ Release cycles

## Instructions



## 【Company Profile】

Company Name: Rip-Tie, Inc.

President: Michael Paul Fennell

Headquarter Address:

883 San Leandro Blvd., San Leandro, CA 94577, USA

Japan Office Address:

Shodai Ogibashi Bldg. 5<sup>th</sup> Floor, 1-2-10 Ogibashi, Koto-ku, Tokyo, Japan

Web Address:

Headquarter: <https://riptide.com/>

Japan Office: <https://riptide.co.jp/>

## 【Contact Information】

Rip-Tie Inc. Japan office

Tel: 03-6458-6300 (M-F 9AM-5PM) Fax: 03-6458-6311

email: [info@riptide.co.jp](mailto:info@riptide.co.jp)

person in charge: Ms. Miki Agata